
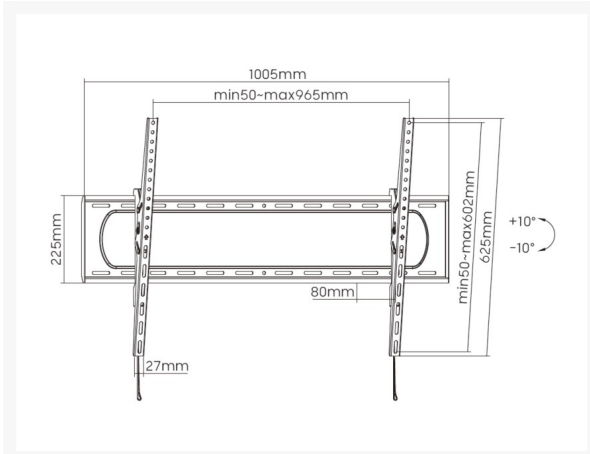
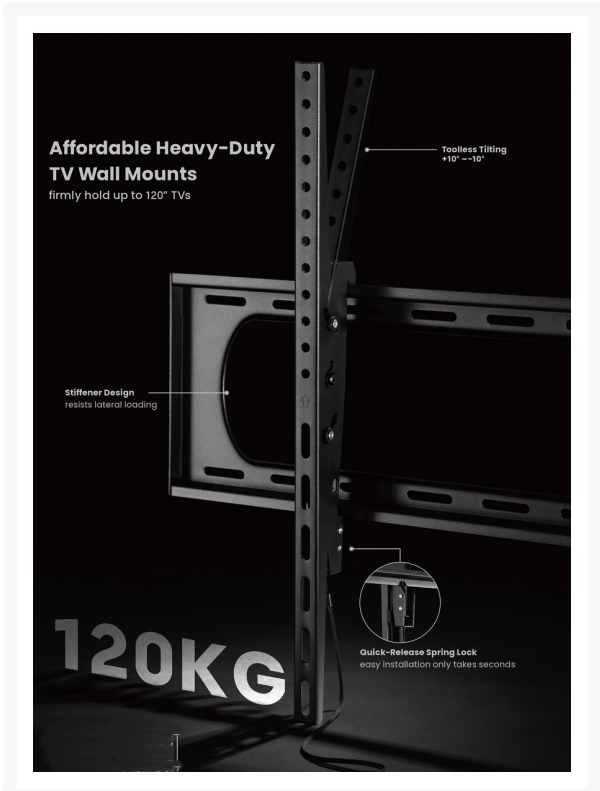

650339 60"-120" Heavy-Duty Tilt TV Mount Bracket

Product Images





Short Description

- Max. Load Capacity: 120Kg

- Max. VESA: 900x600
- Automatic Spring Locks with Quick Release Cords: allow TV removal quick and easy
- Heavy-Duty Steel Construction: provides extra strength and durability
- Free-tilting design for multiple monitor viewing angles
- VESA standards compliant

Description

The equip® 650339 TV Wall Mount Bracket is a compact but sturdy product that ensures a reliable installation of your LCD/TV.

It is an affordable Heavy-Duty TV Wall Mount is a reasonable solution. A stiffener structure levels the weight capacity up to 120kg to firmly hold 60"~120" TVs. Ample space in the center is perfect for installing the socket outlet and concealing all the messy cables. +10°~-10° toolless tilting mechanism provides the perfect viewing angle. A quick-release spring lock allows TV removal quick and easy and only takes seconds to install

Additional Information

Harmonized System (HS) code	852990
Customs product code (TARIC)	8529909700
Approval and Compliance	REACH, RoHS
Package Contents	650339 Manual screws kits
Color	Black
EAN	4015867230930
Model Number	650339
Anti-theft	No
Cable management	No
Compatible Display Size	60"-120"
Bracket type	Fixed
Installation	Solid Wall
Distance to wall (Profile)	80mm
Load Capacity (kg)	120kg
Material	Stainless Steel
Screens support quantity	1
Support Curved TV (Monitors)	Yes
Tilt range	+10°~-10°
VESA compatibility	100x200,200x200,200x300,300x200,200x400,400x200,300x300,300x400,400x300,600x200,400x400,600x300,400x600,600x400,700x400,800x400,600x600,800x500,800x600,900x600
Mount	Wall mount
Dimensions (W x D x H)	80 x 1005 x 602 mm
Product weight (kg)	4.29

